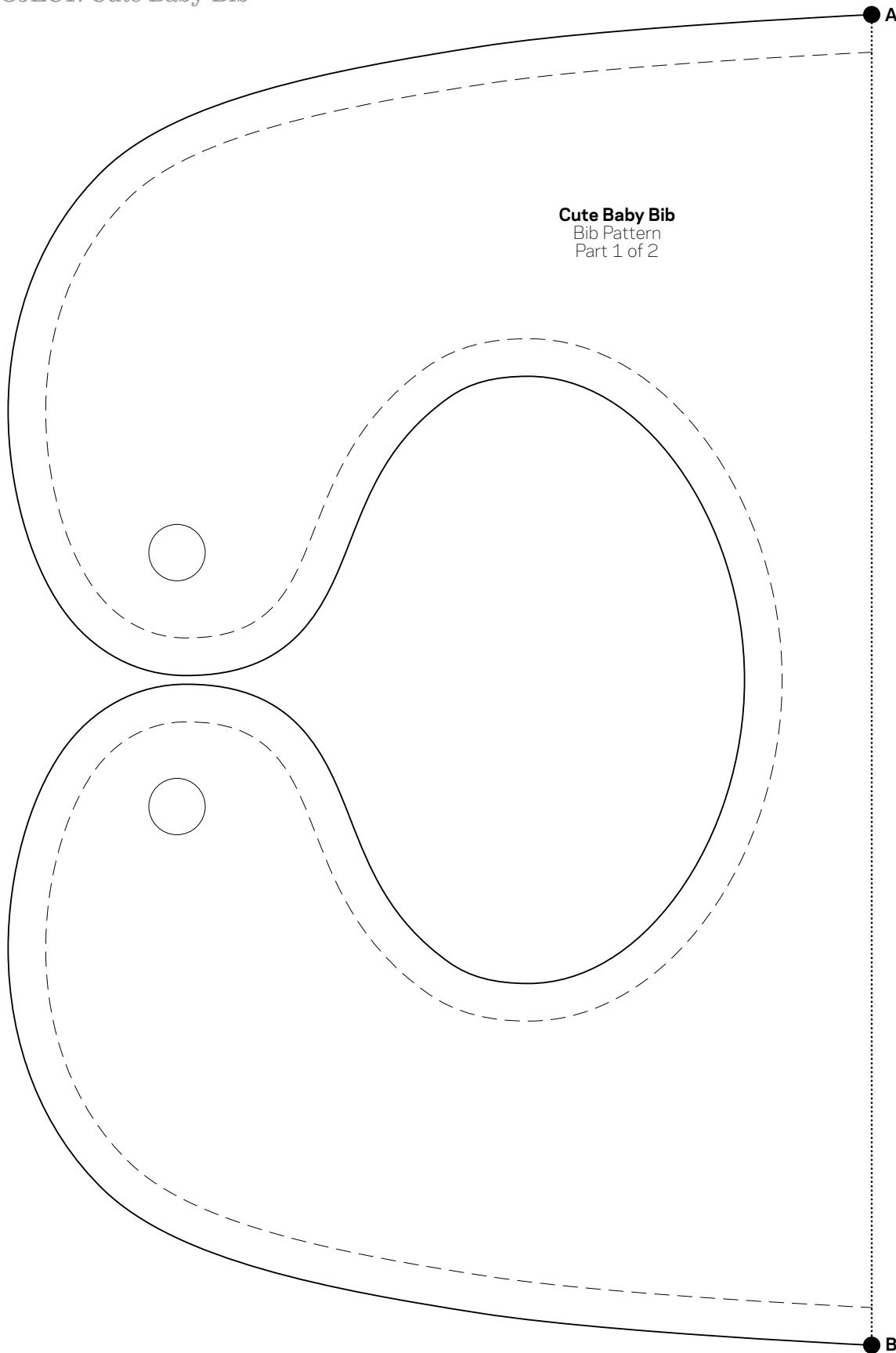


PROJECT: Cute Baby Bib

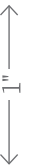


Cute Baby Bib
Bib Pattern
Part 1 of 2



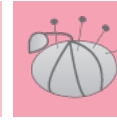
*** NOTE:**

When printing a downloadable pdf, set Page Scaling preference to NONE to print patterns at 100%. Do NOT "Shrink to Fit" or "Fit to Printable Area."

This box should measure 1".



To make an entire pattern, cut out partial patterns on outside lines and tape together, matching dots and letters.



PROJECT: XXXXXXXX XXXXXXXX
DESIGNER: XXXXXXXX XXXXXXXX



Cute Baby Bib
Bib Pattern
Part 2 of 2

Pattern may be downloaded for personal use only. No electronic or printed reproduction permitted without the prior written consent of Meredith Corporation. ©Meredith Corporation 2012. All rights reserved.

*** NOTE:**

When printing a downloadable pdf, set Page Scaling preference to NONE to print patterns at 100%. Do NOT "Shrink to Fit" or "Fit to Printable Area."

This box should measure 1".

To make an entire pattern, cut out partial patterns on outside lines and tape together, matching dots and letters.